

**SIRIUS COLLEGE  
ANNUAL REPORT 2019**



**S**irius College was first established in 1997 with only 28 students in Broadmeadows, Victoria. Sirius College is a non-denominational school which welcomes students from all backgrounds, regardless of race, colour, belief, culture or gender and caters for students from more than 70 different ethnic and religious backgrounds.

Since its first operation, Sirius College has grown beyond expectations to meet the tremendous demand of the community and has managed to reach more than 2750 student enrolments across 6 campuses in 2019. This was made possible by the support of the community and their abiding concern and generosity.

Sirius College is proud of its reputation as having the highest university offers in the North Western suburbs, remarkably, since its first graduates.

In January 2013, the school name was changed from 'ISIK College' to 'Sirius College' to better reflect the diverse communities it represents. Sirius is the brightest star in the night sky.

Sirius College is not only an academic school but dedicated to raising individuals with multiple skills in different areas such as sport, music and performing arts.

Today, Sirius College plays a leading role in educating young generations with its academic excellence and disciplined education; and continues to contribute to the future of Australia.



# OUR MISSION

**T**o empower students to become critical thinkers and socially responsible individuals motivated by moral values and a belief in tolerance, diversity and harmony.

# OUR VISION

**T**o nurture resilient individuals with the wide range of skills, interests and attributes necessary to become tomorrow's leaders who are able to respond successfully to challenges in the global world.

# OUR VALUES

Integrity  
Respect  
Inquisitive  
Empathy  
Knowledgeable

Diversity  
Resilience  
Innovative  
Compassionate  
Optimism

# OUR HISTORY

**T**he previous Governing Authority of Sirius College, the Selimiye Foundation Pty Ltd. was established in 1995, and acquired Eastmeadows Primary School, and established an Independent School named ISIK College.

Eastmeadows Campus commenced its operation in 1997 and offers a Prep to Year 12 education program. Eastmeadows Campus is currently sectioned as Primary (Coed) and Secondary (Girls only).

Meadow Fair Campus commenced its operation in 2005 as Upfield Campus and was relocated to its current site in mid 2010. It offers a year 7 Year 12 educational program. (Boys Only).

Keysborough Campus commenced its operation in 2001 and offers a co-educational program for years Foundation-Year 12.

Shepparton Campus commenced its operation in 2005 and offers a coeducational program for years Foundation-Grade 6.

Ibrahim Dellal Campus in Sunshine commenced its operation in 2010 and offers a co-educational program for years Foundation-Year 10.

Dallas Campus commenced its operation in 2015 and accommodates Grade 5's and Grade 6's only.

The number of enrolments at SIRIUS College has increased from 28 students in 1997 to more than 2600 students across all campuses in 2018.

The Governing Authority of Sirius College has been changed to Sirius College Ltd. in 2016.





# VALUE ADDED

## Kokoda Trail Program

**D**uring the end of term two and into the school holidays, a group of years 9-11 female students from Sirius College Eastmeadows campus, alongside four teachers and two mentors - including a recent graduate - successfully crossed the Kokoda track in Papua New Guinea, bringing to life a plan close to two years in the making.

**T**aking 8 days to cross the 96km track from Owers Corner near the capital Port Moresby to Kokoda in the centre of the country, the determined and motivated students and staff hiked for between nine-ten hours a day through scorching heat and persistent rain, across both dry and muddy ground. Waking at 4am each morning to ensure they completed the day's hike on time, they were accompanied all the way by personal carriers from Buna in the country's north, who were selfless to a fault, and exceedingly genuine in their kindness and joy.

**T**he crossing of the track allowed the students and staff to deeply appreciate the sacrifices made by the Australian soldiers who fought on the track to defend Australia in 1942, especially the legendary 39th Battalion, who were ultimately successful in repelling the Japanese empire from reaching Australian shores. The respect for their bravery, heroism, and in many cases ultimate sacrifice - over 3,500 Australians are buried near the start of the track - increased immensely through the length of the hike, and the stories told of the battles they faced on a day to day basis. For one of the staff, the hike had a personal connection, as she was able to find the gravestone of her grandfather's cousin who served during the battle, at Bomana War Cemetery.

**O**n returning to Australia, the touring party felt both a sense of joy for accomplishing this amazing challenge, but also gratitude for the life they have and the opportunities they are fortunate to have by being Australians. They felt gratitude towards the beautiful people of Papua New Guinea they met along the way and the 'Buna boys' for incredible generosity of spirit. And they felt gratitude for being able to have this life-changing opportunity presented to them and being able to successfully accomplish it.

**T**he college will be looking to make this a regular part of the life of the school, with return trips being planned in the near future.

## Debating

**F**ollowing the wonderful 2019 experience of 6 of our year 9 and 10 students at the UN Youth Conference, which was held last year at Melbourne Law School and Camberwell Grammar, Muna Sheikh of Year 11 has been selected among thousands of Australian students to achieve a position at the UN Youth Council, to be convened this year in April, in Adelaide.

**U**N Youth Voice is the flagship public speaking event for students in Years 7-10, now running at a national level. Unlike any other public speaking competition, UN Youth Voice asks contestants to present their innovative solutions to some of the world's most prominent and pressing issues. The competition encourages innovation and sustainability, rewarding substance in speeches as well as speaking manner and structure.

**S**tudents are invited to select the issue about which they are most passionate from four provided topics. The aim is to suggest tangible and achievable solutions to the complications surrounding their given topic. This is presented through a prepared speech, with an additional "Question Time" component.

**T**his is an incredible chance for younger students to present their creative solutions to global problems in a welcoming and supportive environment. In addition, in September 2019, 3 of our year 10 students beat hundreds of teams to achieve a position in the quarter finals of the Debating Association of Victoria Contest.

## Sirius Stars Sporting Clubs

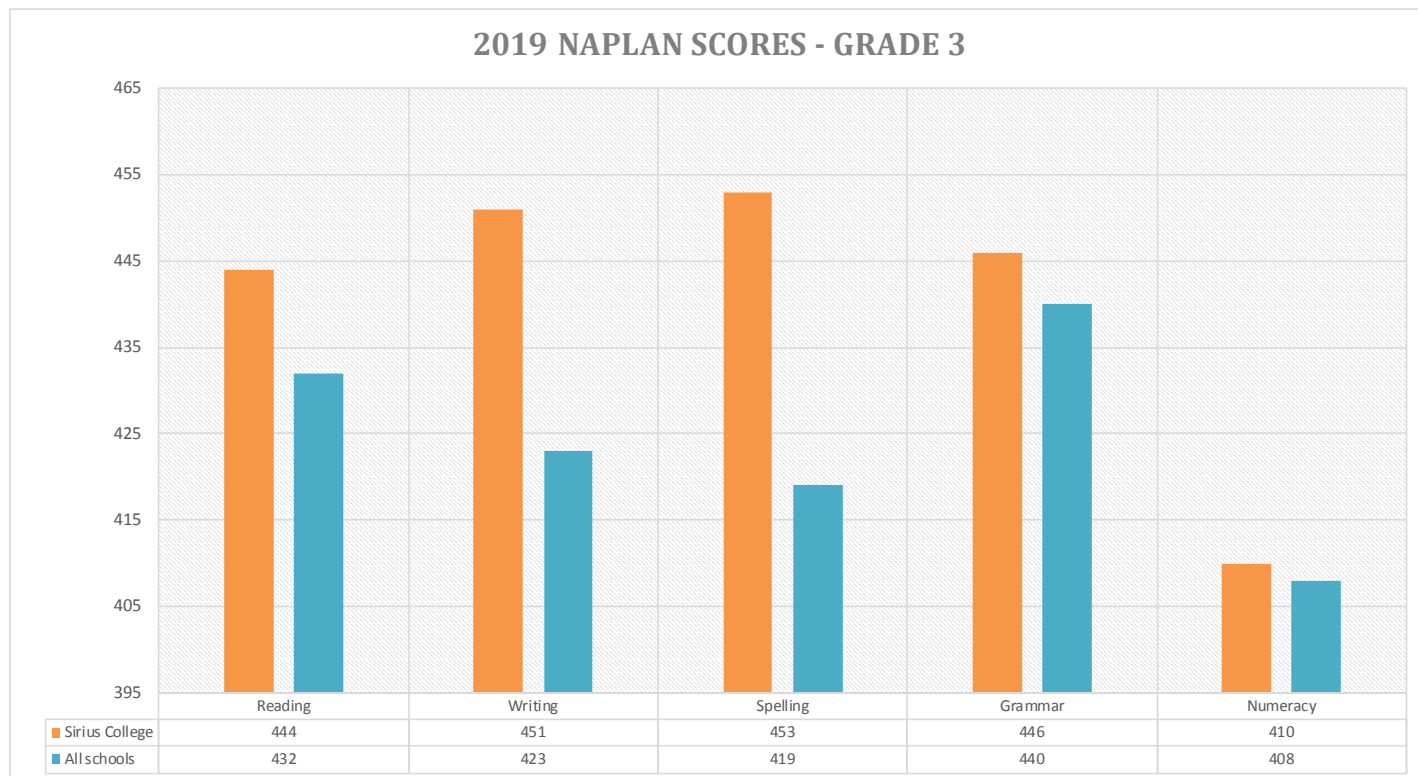
**W**e have successfully formed our colleges Sporting Club (Sirius Stars Sporting Club). We have started these clubs as apart of our after school programs; where student's are given the opportunity to take up and learn a new sport every term and to better their skills by building on term by term. Additionally, our first club we have started in 2020 was our Sirius Stars Soccer Club, which would be competing in Football Victoria's community competitions. With the start of our clubs, we hope that it has a positive impact upon our student's physical and mental well being as well as to give them a new sporting experience.



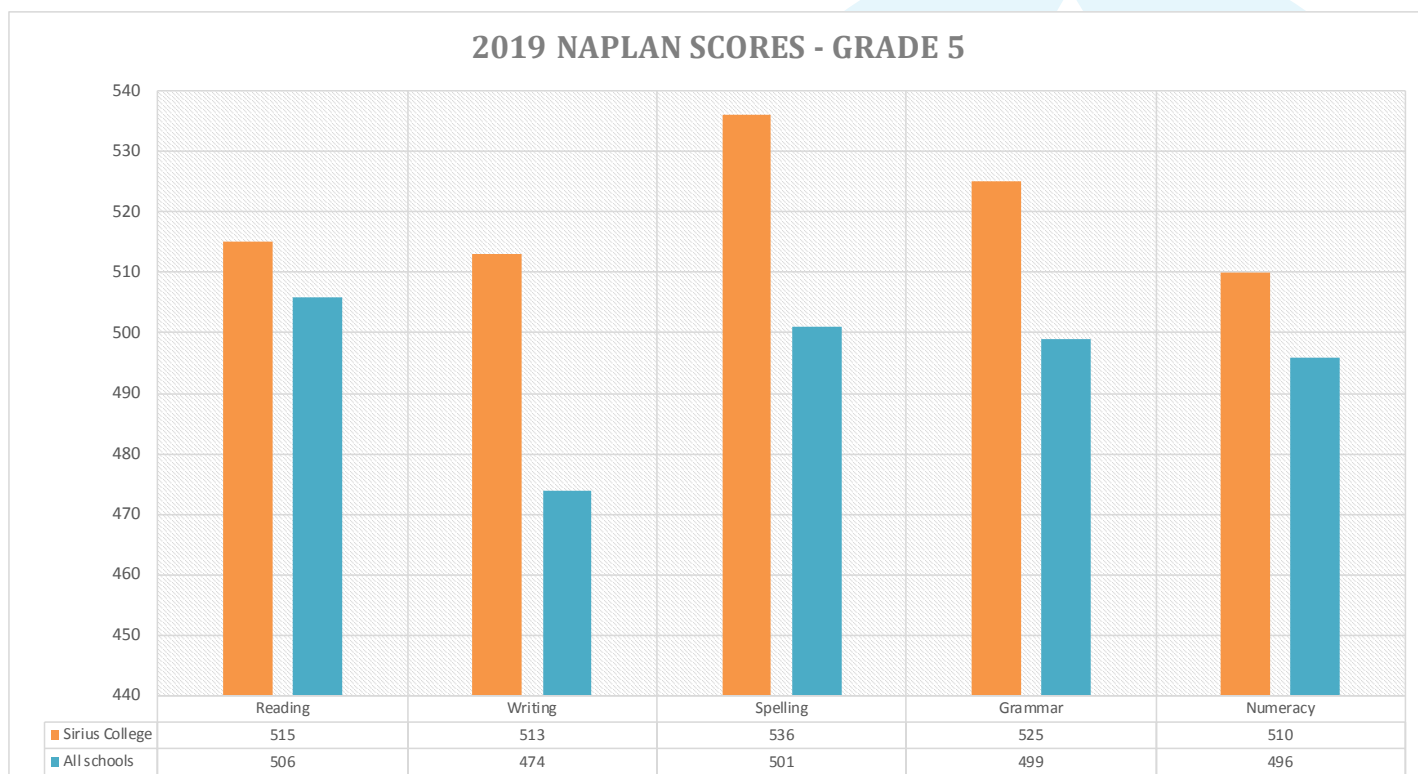
# NAPLAN SCORES

## Analysis based on year level

Sirius College average in all areas is well above the national average except numeracy in this year level.

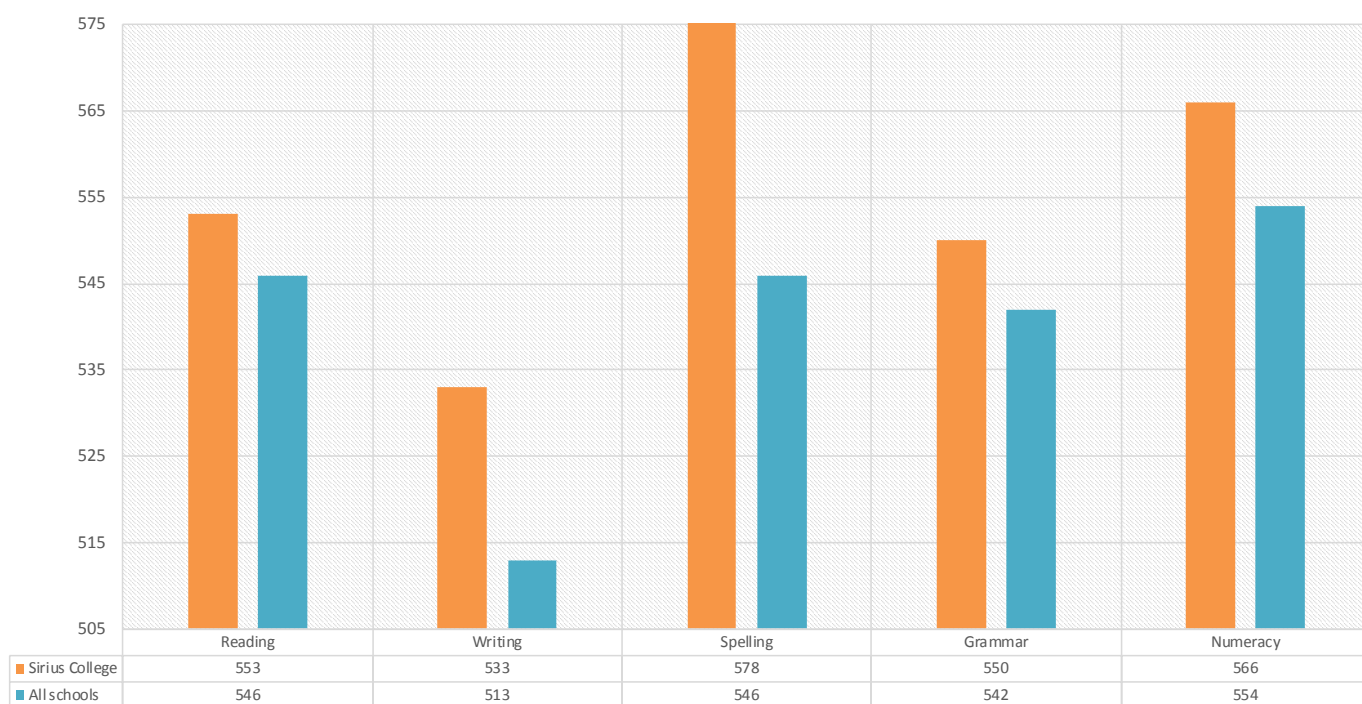


Sirius College average in all areas is well above the national average in this year level.



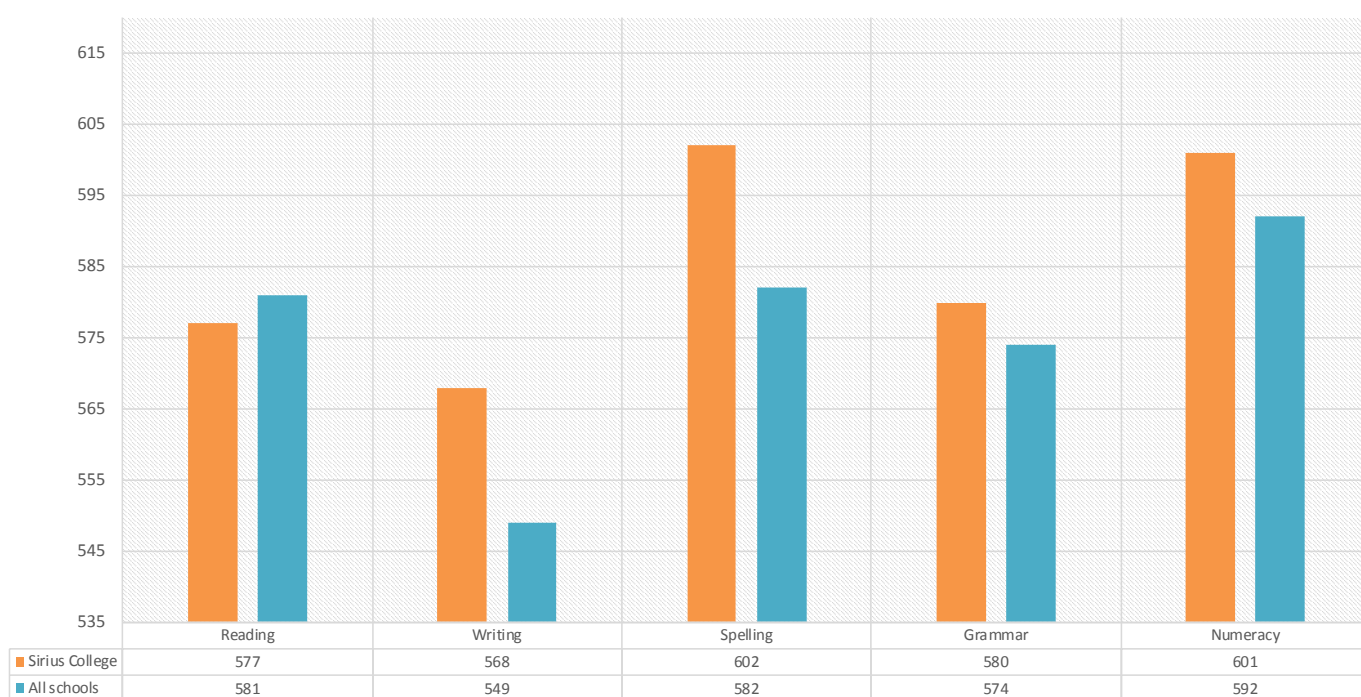
Sirius College average in all areas is well above the national average in this year level.

**2019 NAPLAN SCORES - YEAR 7**



Sirius College average in Writing, Spelling and Numeracy are well above the national average in this year level.

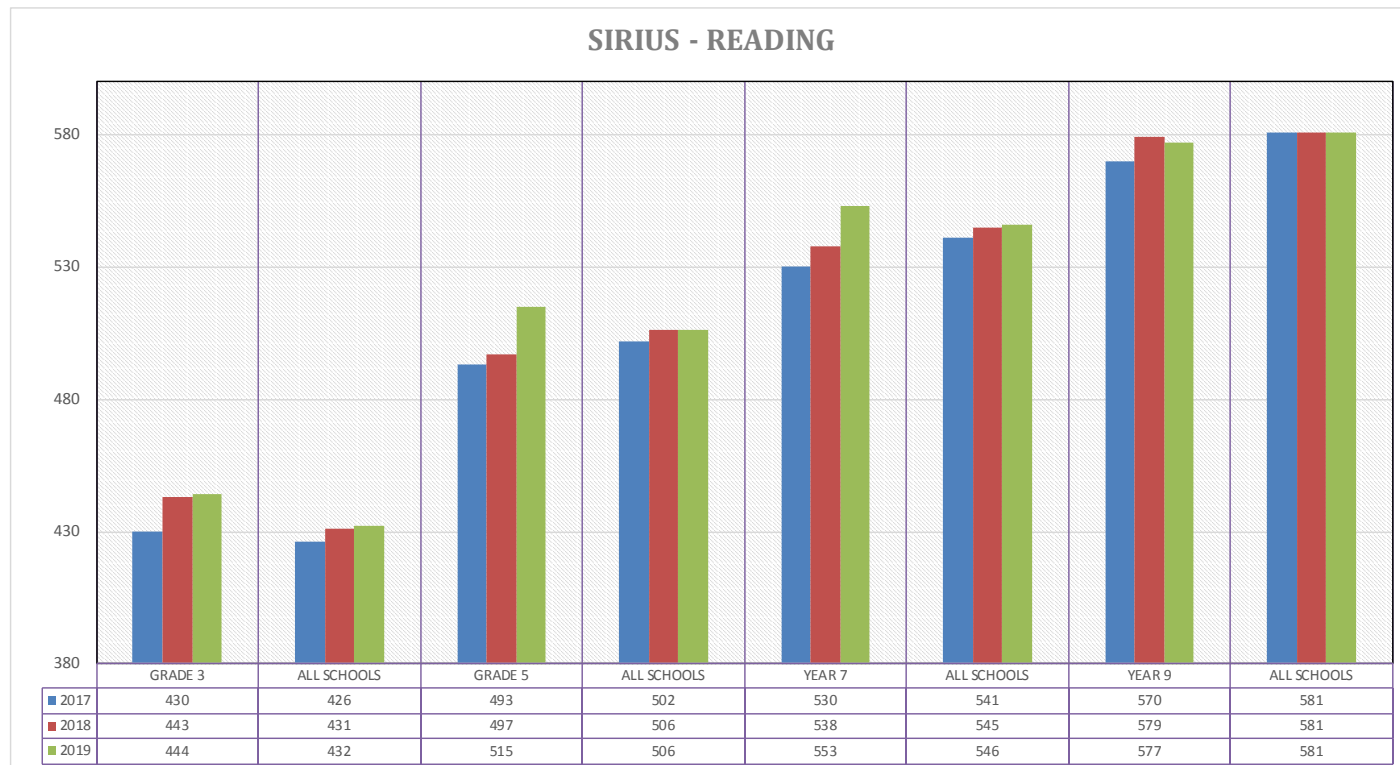
**2019 NAPLAN SCORES - YEAR 9**



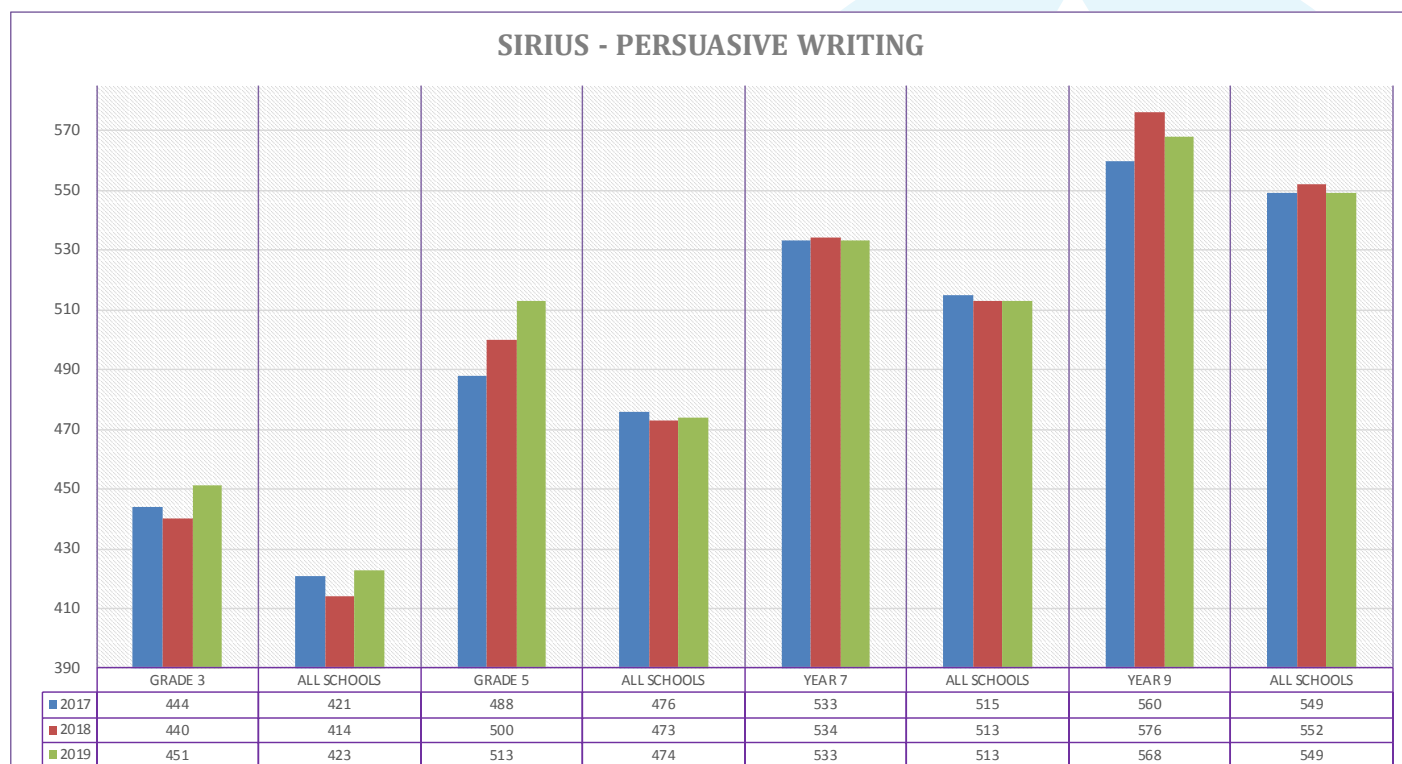
# NAPLAN SCORES

Analysis based on subjects

## READING

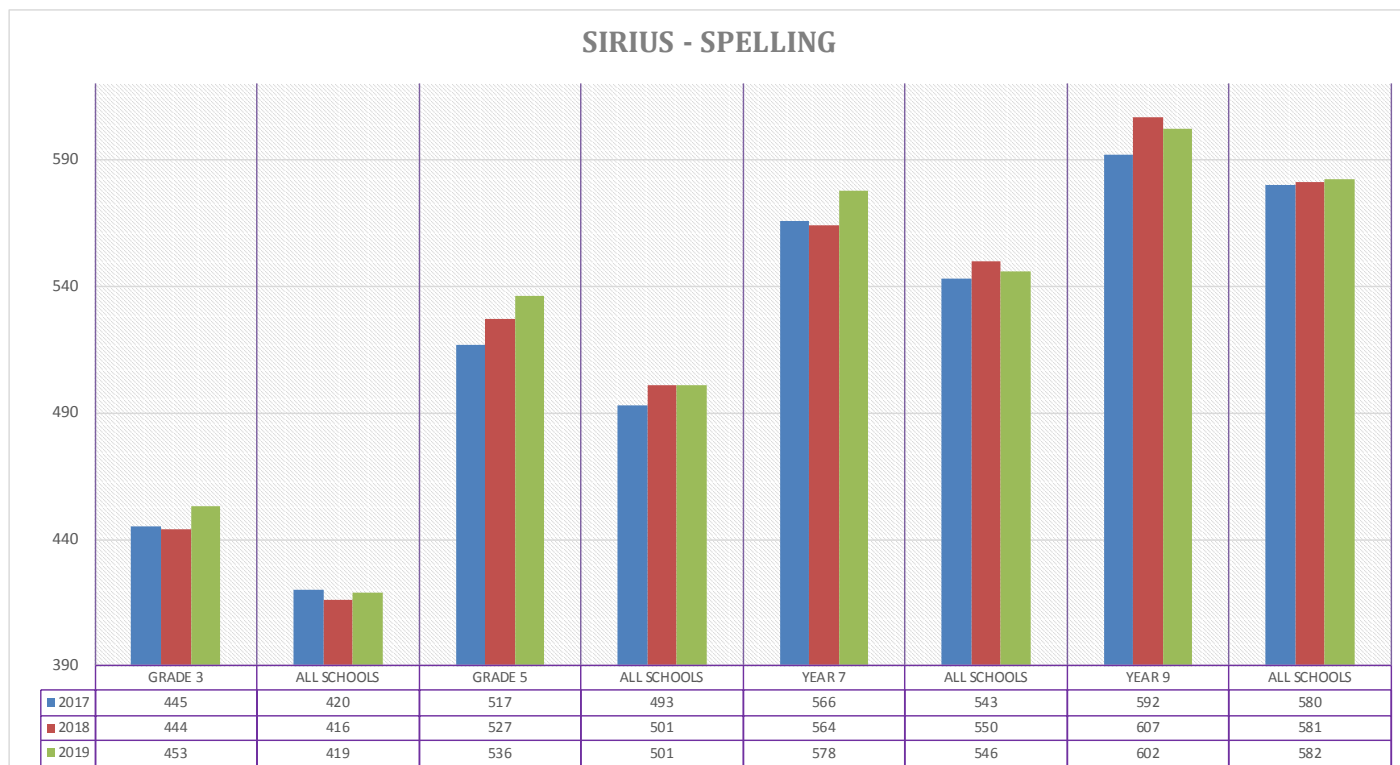


## PERSUASIVE WRITING

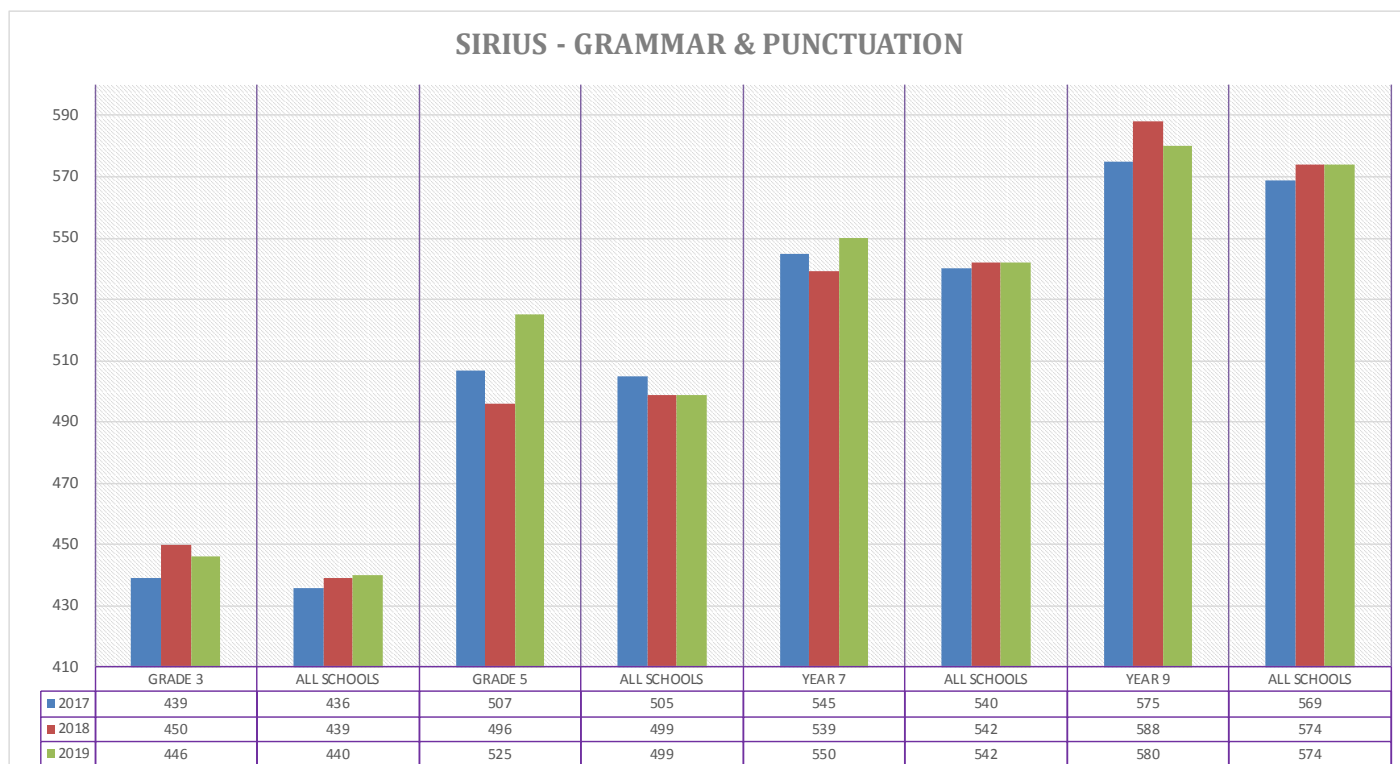




## SPELLING



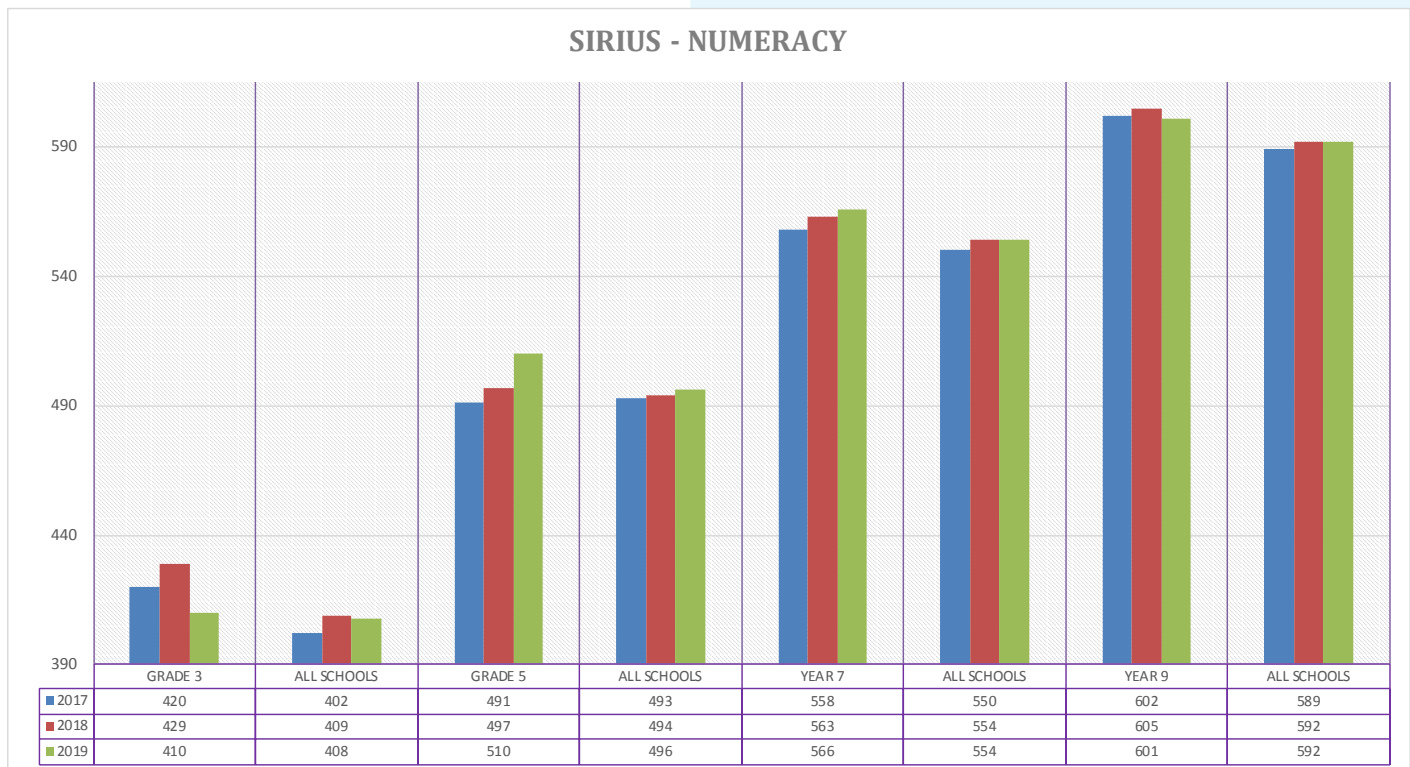
## GRAMMAR & PUNCTUATION



# NAPLAN SCORES

Analysis based on subjects

## NUMERACY



## STUDENT ATTENDANCE



Our students' average attendance rate for 2019 was 89.76%

### Campus by campus data:

EASTMEADOWS CAMPUS (Primary)	90.07%
DALLAS CAMPUS	89.86%
EASTMEADOWS CAMPUS (Secondary)	88.67%
IBRAHIM DELLAL CAMPUS	90.35%
KEYSBOROUGH CAMPUS	90.16%
MEADOW FAIR CAMPUS	88.98%
SHEPPARTON CAMPUS	89.25%

## CAMPUS BREAKDOWN

### Eastmeadows Secondary

YEAR 7	<b>90.18%</b>
YEAR 8	<b>88.56%</b>
YEAR 9	<b>86.20%</b>
YEAR 10	<b>87.25%</b>
YEAR 11	<b>91.63%</b>
YEAR 12	<b>89.51%</b>

### Eastmeadows Primary/Dallas

FOUNDATION	<b>89.70%</b>
GRADE 1	<b>89.36%</b>
GRADE 2	<b>90.36%</b>
GRADE 3	<b>90.94%</b>
GRADE 4	<b>89.98%</b>
GRADE 5	<b>89.28%</b>
GRADE 6	<b>90.43%</b>

### Meadow Fair

YEAR 7	<b>91.51%</b>
YEAR 8	<b>88.58%</b>
YEAR 9	<b>89.81%</b>
YEAR 10	<b>87.26%</b>
YEAR 11	<b>90.44%</b>
YEAR 12	<b>86.49%</b>



## CAMPUS BREAKDOWN

### Keysborough Secondary

YEAR 7	<b>92.20%</b>
YEAR 8	<b>90.65%</b>
YEAR 9	<b>91.95%</b>
YEAR 10	<b>88.91%</b>
YEAR 11	<b>88.70%</b>
YEAR 12	<b>88.37%</b>

### Keysborough Primary

FOUNDATION	<b>89.32%</b>
GRADE 1	<b>88.14%</b>
GRADE 2	<b>89.31%</b>
GRADE 3	<b>89.23%</b>
GRADE 4	<b>90.88%</b>
GRADE 5	<b>91.69%</b>
GRADE 6	<b>90.44%</b>

### Sunshine, I.Dellal Secondary

YEAR 7	<b>89.60%</b>
YEAR 8	<b>89.77%</b>
YEAR 9	<b>89.39%</b>
YEAR 10	<b>89.26%</b>

### Sunshine, I.Dellal Primary

FOUNDATION	<b>90.52%</b>
GRADE 1	<b>87.78%</b>
GRADE 2	<b>92.24%</b>
GRADE 3	<b>91.12%</b>
GRADE 4	<b>90.11%</b>
GRADE 5	<b>91.85%</b>
GRADE 6	<b>93.00%</b>

### Shepparton Primary

FOUNDATION	<b>88.75%</b>
GRADE 1	<b>91.79%</b>
GRADE 2	<b>91.06%</b>
GRADE 3	<b>86.81%</b>
GRADE 4	<b>90.18%</b>
GRADE 5	<b>89.32%</b>
GRADE 6	<b>82.00%</b>

## Non-attendance Process

Parents/guardians can contact the College why the student will not be attending. Our School Information System notifies all parents of students with unexplained absence with an SMS text message at 10:30 AM. If the parent does not respond by 12 noon, the campus secretary contacts them to get details.

## RETENTION

75.00% of the students who were enrolled in Year 9 in 2016, has graduated from Year 12, Sirius College in 2019.



## STAFF



## STAFF ATTENDANCE

Our teachers' average attendance rate for 2019 was 93.27%.

### Staff Retention

EASTMEADOWS CAMPUS (Secondary)	<b>89.86%</b>
EASTMEADOWS CAMPUS (Primary) / DALLAS	<b>96.92%</b>
IBRAHIM DELLAL CAMPUS	<b>94.55%</b>
KEYSBOROUGH CAMPUS	<b>90.14%</b>
MEADOW FAIR CAMPUS	<b>91.30%</b>
SHEPPARTON CAMPUS	<b>84.62%</b>

**Average 92.16%**

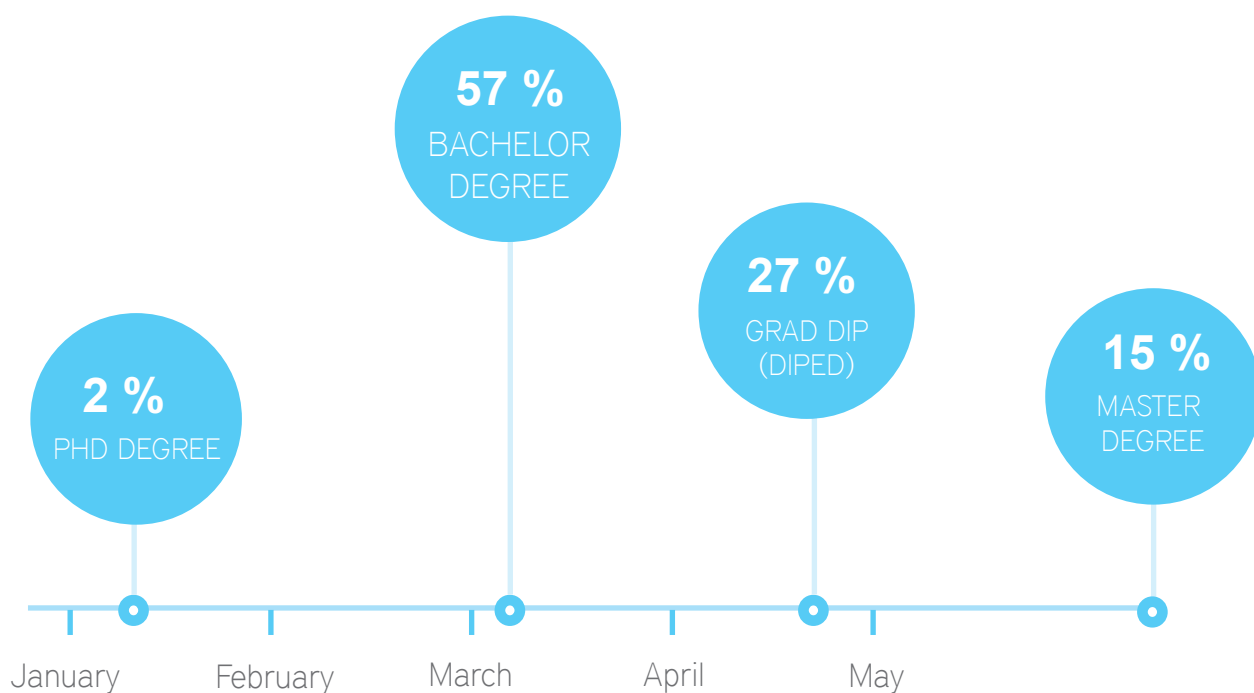
# STAFF



## 2019 PD EXPENSES

Campus Name	Number of Teachers	PD Expenses	Average
Eastmeadow Campus (Secondary)	42	\$ 64,756.60	\$ 1,534
Eastmeadows Campus (Primary)	44	\$ 67,133.83	\$ 1,512
Sunshine Ibrahim Dellal Campus	37	\$ 54,531.31	\$ 1,454
Keysborough	51	\$ 75,798.07	\$ 1,483
Meadow Fair	36	\$ 53,433.19	\$ 1,472
Shepparton	9	\$ 12,144.01	\$ 1,412
<b>Total</b>	<b>219</b>	<b>\$ 327,797.01</b>	<b>\$ 1,478</b>

## TEACHERS QUALIFICATIONS FOR ALL CAMPUSES



# SATISFACTION SURVEYS

## PARENT SATISFACTION:

The following areas are the most satisfactory areas in our school for parents.

- 1- Overall, I am very satisfied with my decision to send my children to this school.
- 2- The school uses a broad range of communication types to keep parents informed.

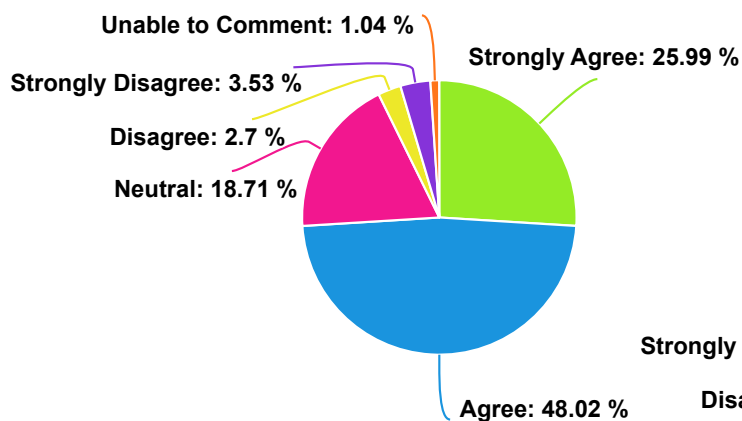


FIGURE 1

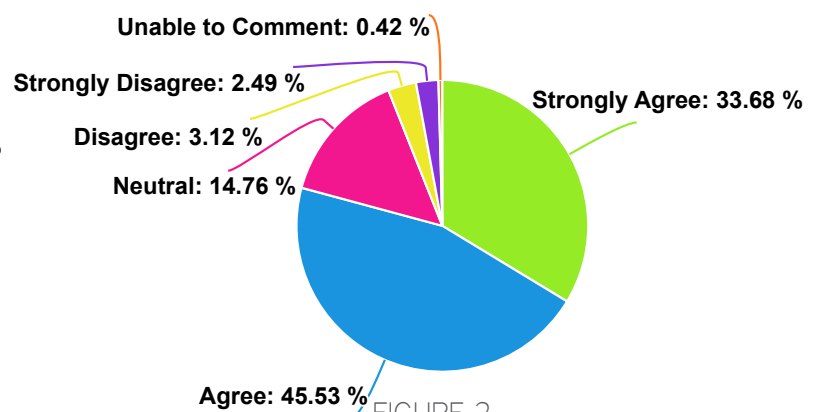


FIGURE 2

- 3- The school is a safe place in which to learn.

- 4- Students from different backgrounds and cultures are treated equally at this school.

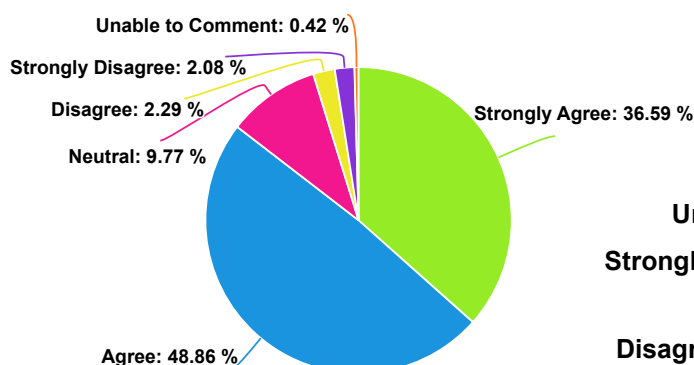


FIGURE 3

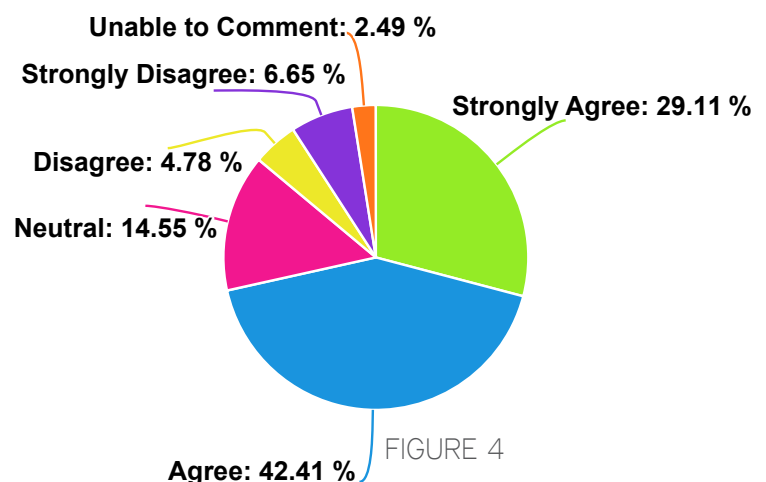


FIGURE 4

## STUDENT SATISFACTION:

The following areas are the most satisfactory areas in our school for students.

1- My teachers are knowledgeable about the subjects they teach.

2- My school is a safe place in which to learn.

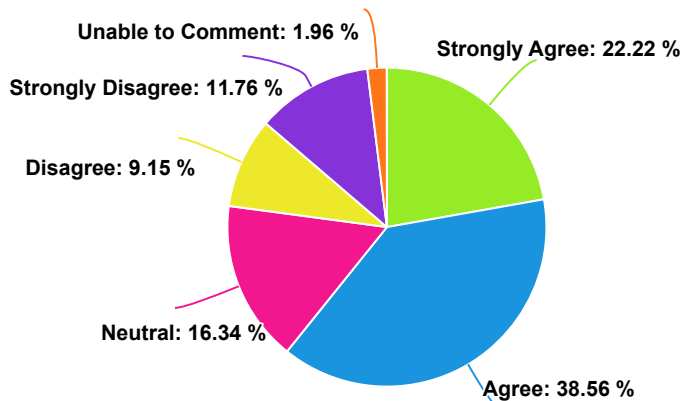


FIGURE 1

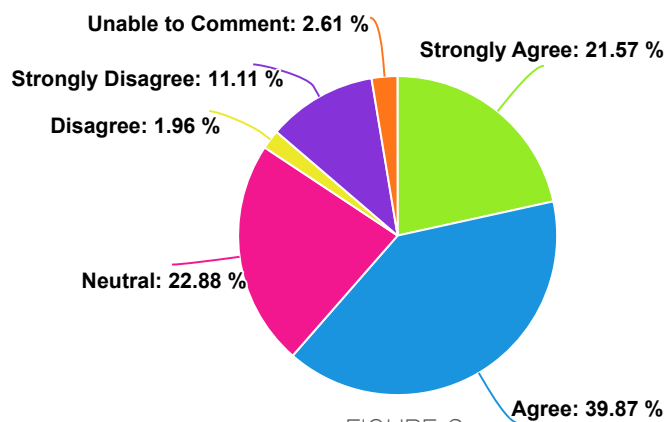


FIGURE 2

3- My teachers know and accept me.

4- My teachers expect high standards of learning from me.

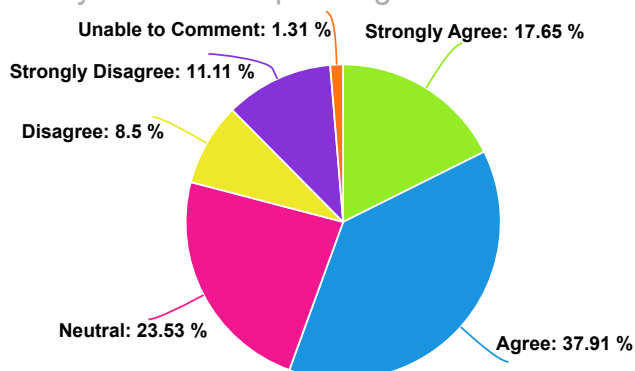


FIGURE 3

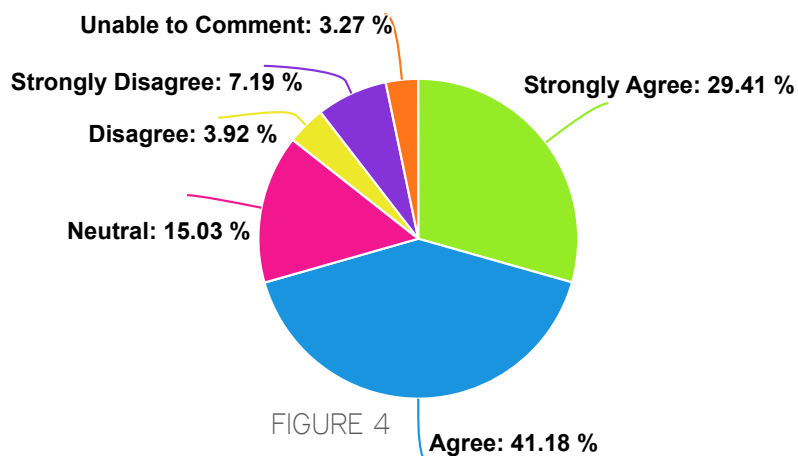


FIGURE 4



## STAFF SATISFACTION:

The following areas are the most satisfactory areas in our school for staff.

1- I am proud to work at this school.

2- I am happy to recommend the school to people.

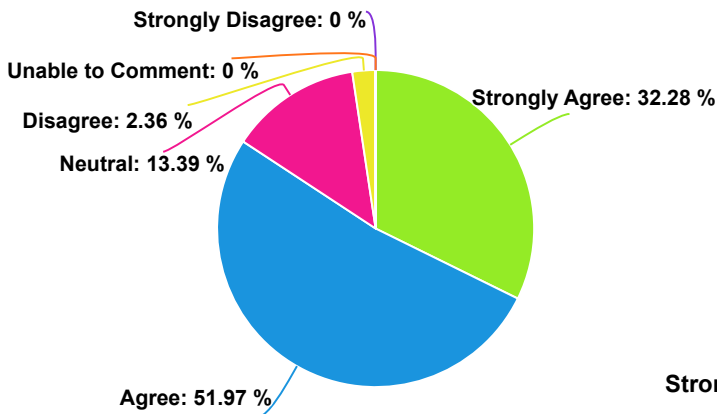


FIGURE 1

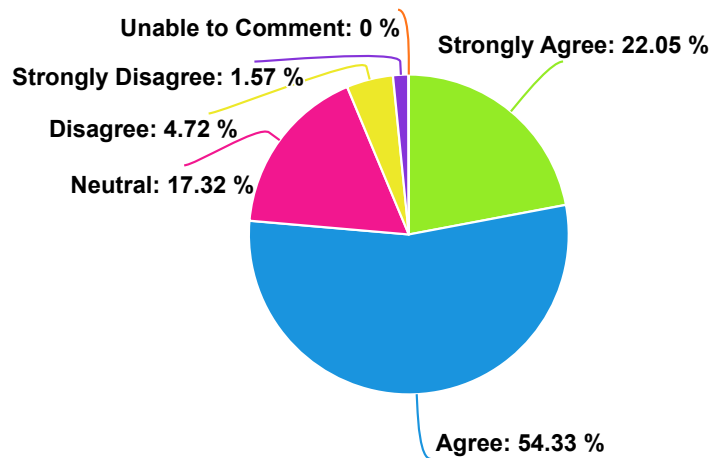


FIGURE 2

3- Administrators, teachers and other staff treat each other with respect.

4- Students have positive relationships with staff.

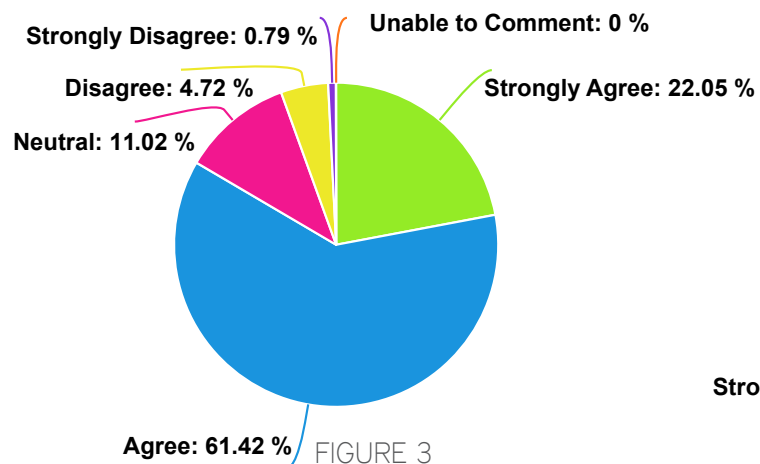


FIGURE 3

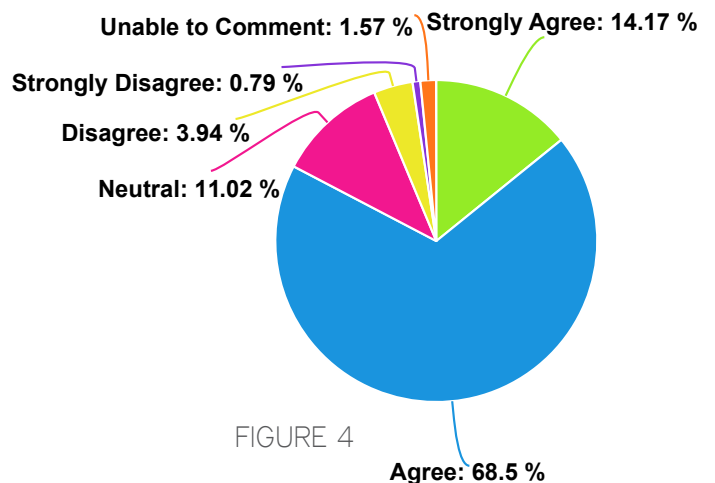
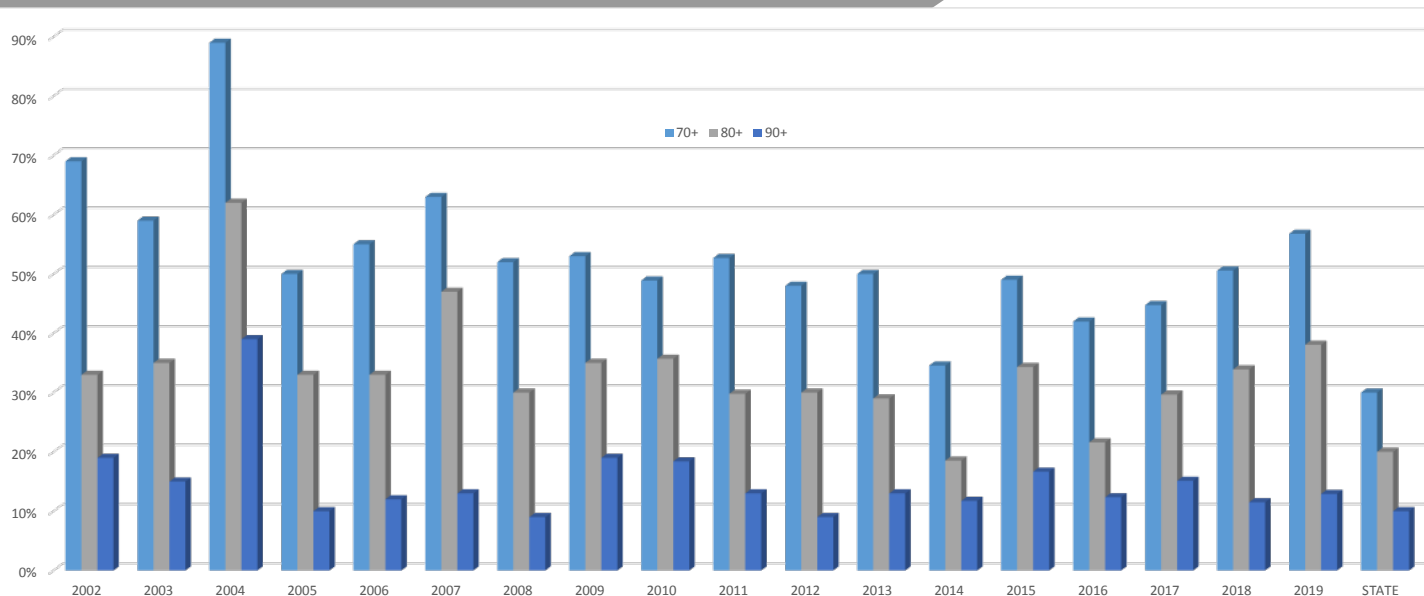


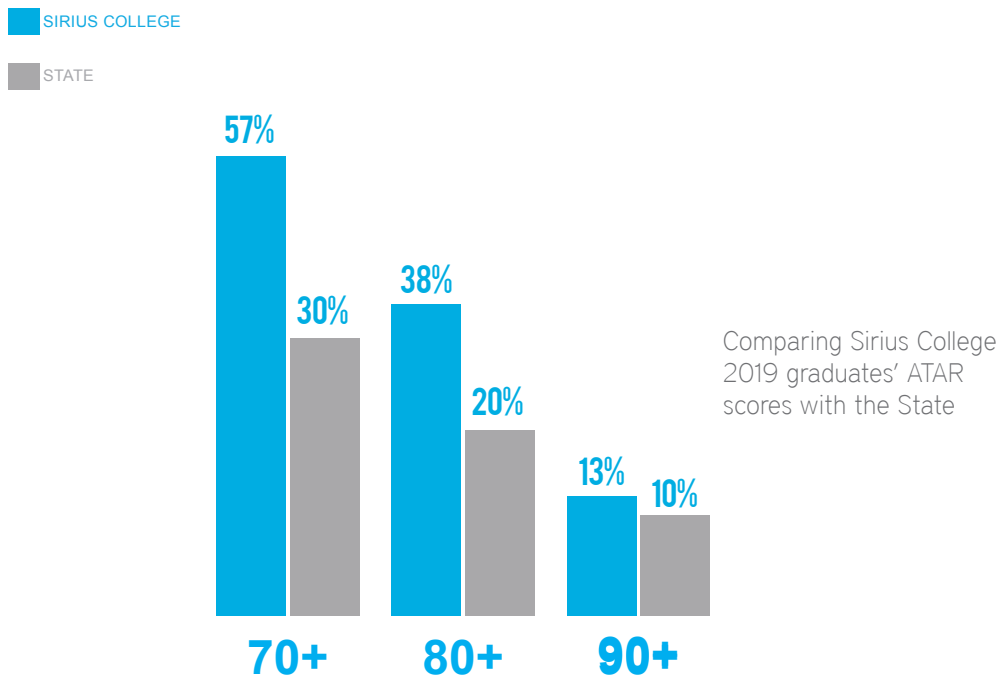
FIGURE 4

# ATAR Scores

Comparing Sirius College graduates' ATAR scores to State



## SIRIUS COLLEGE 2019 DESTINATION DATA



## TERTIARY ENROLMENTS

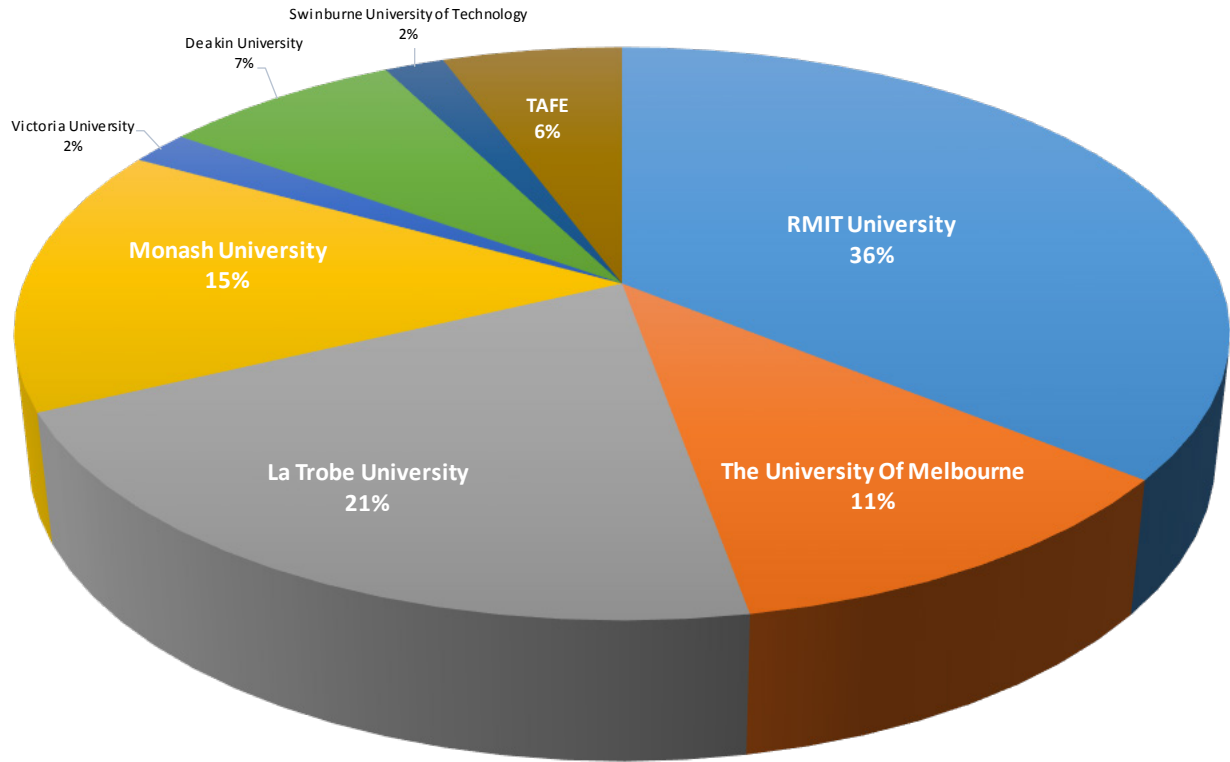
### Summary Table of the Tertiary Enrolments of Sirius College for 2019

	University	Tafe	Work Force	No Offers	Tertiary	Other	Total
EASTMEADOWS GRADUATES	79	1	0	1	80	0	81
EASTMEADOWS (%)	97.53%	1.23%	0.0%	1.23%	98.77%	0.0%	100%
KEYSBOROUGH GRADUATES	24	0	0	0	24	0	24
KEYSBOROUGH (%)	100.0%	0.0%	0.0%	0.0%	100.00%	0.0%	100%
MEADOW FAIR GRADUATES	75	3	0	0	78	0	78
MEADOW FAIR (%)	96.2%	3.8%	0.0%	0.0%	100.0%	0%	100%
ALL SIRIUS COLLEGES	175	4	0	1	179	0	180
ALL SIRIUS COLLEGES (%)	97.2%	2.2%	0.0%	0.6%	99.4%	0.0%	100%

# Tertiary Enrolment Distribution Table of Sirius Colleges for 2019

Tertiary Institution	Meadowfair	Eastmeadows	Keysborough	All Sirius College	Meadowfair %	Eastmeadows %	Keysborough %	All Sirius College %
RMIT University	19	16	8	43	35.85%	19.75%	33.3%	27.22%
The University Of Melbourne	6	11	2	19	11.32%	13.58%	8.33%	12.03%
La Trobe University	11	25	1	37	20.75%	30.86%	4.17%	23.42%
Monash University	8	9	3	20	15.09%	11.11%	12.5%	12.66%
Victoria University	1	6	4	11	1.89%	7.41%	16.67%	6.96%
Deakin University	4	6	2	12	7.55%	7.41%	8.33%	7.59%
Swinburne University of Technology	1	4	1	6	1.89%	4.94%	4.17%	3.80%
Australian Catholic University	0	2	1	3	0.00%	2.47%	4.17%	1.90%
Federation University	0	0	2	2	0.00%	0.00%	8.33%	1.27%
TAFE	3	1	0	4	5.66%	1.23%	0.00%	2.53%
Workforce	0	0	0	0	0.00%	0.00%	0.00%	0.00%
Other State University	0	0	0	0	0.00%	0.00%	0.00%	0.00%
No Offer	0	1	0	1	0.00%	1.23%	0.00%	0.63%
TOTAL	53	81	24	158	100%	100%	100%	100%

# MEADOW FAIR CAMPUS TERTIARY ENROLMENT DISTRIBUTION

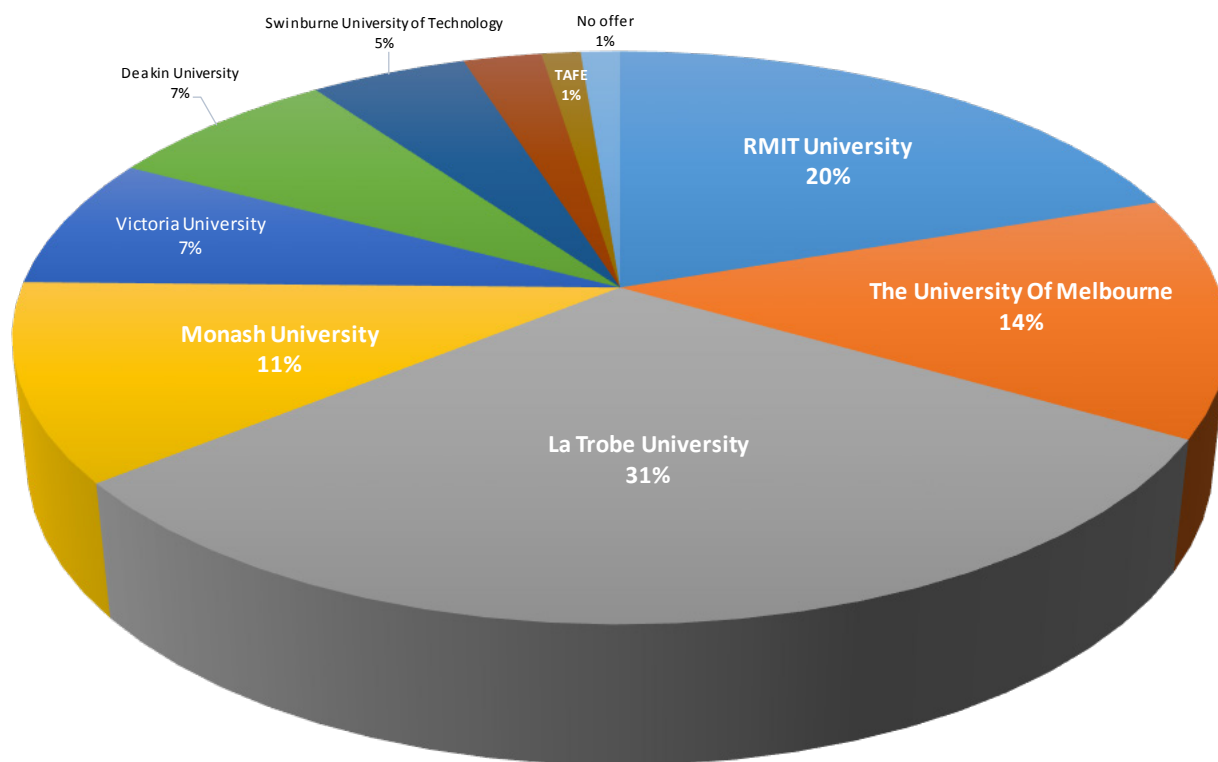


## MEADOW FAIR

Meadow Fair Campus Tertiary  
Enrolment Distribution (%)

University Name	%	Number of students
RMIT University	35.85%	19
The University Of Melbourne	11.32%	6
La Trobe University	20.75%	11
Monash University	15.09%	8
Victoria University	1.89%	1
Deakin University	7.55%	4
Swinburne University of Technology	1.89%	1
Australian Catholic University	0.00%	0
Federation University	0.00%	0
Other State University	0.00%	0
No Offer	0.00%	0
Workforce	0.00%	0
TAFE	5.66%	3
TOTAL	100%	53

# EASTMEADOWS CAMPUS TERTIARY ENROLMENT DISTRIBUTION

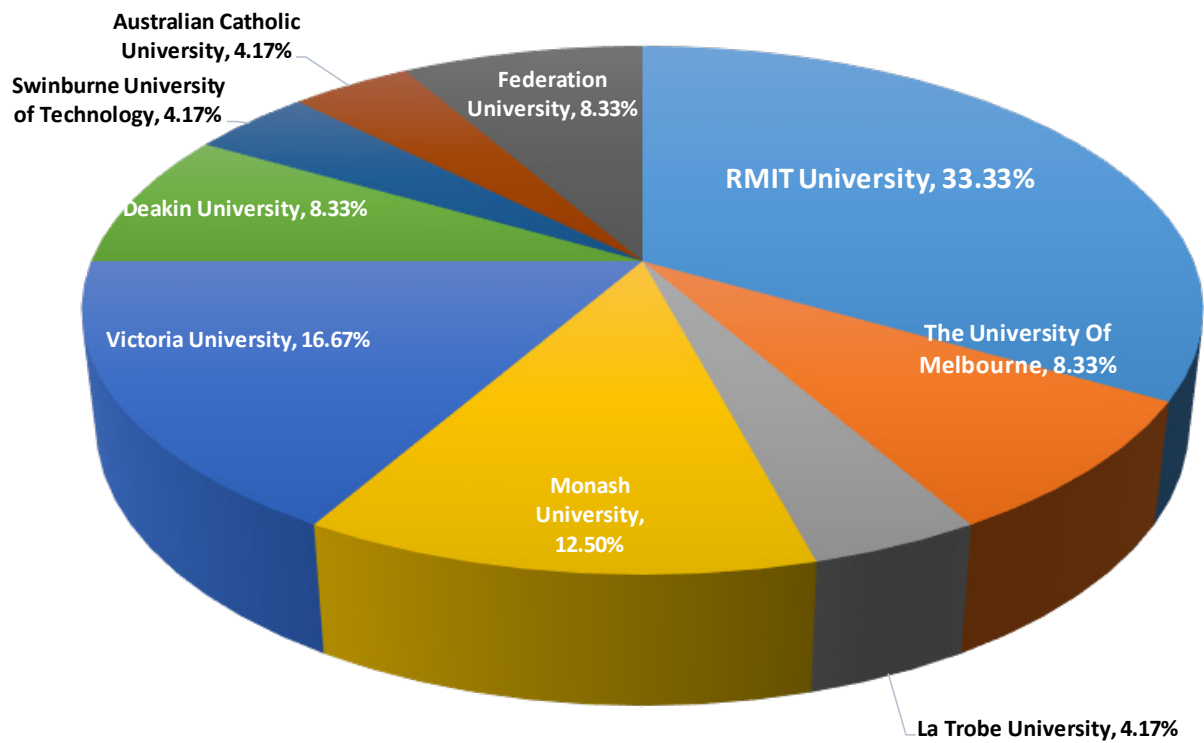


University Name	%	Number of students
RMIT University	19.75%	16
The University Of Melbourne	13.58%	11
La Trobe University	30.86%	25
Monash University	11.11%	9
Victoria University	7.41%	6
Deakin University	7.41%	6
Swinburne University of Technology	4.94%	4
Australian Catholic University	2.47%	2
Federation University	0.00%	0
Other State University	0.00%	0
No Offer	1.23%	1
Workforce	0.00%	0
TAFE	1.23%	1
TOTAL	100%	81

## EASTMEADOWS

Eastmeadows Campus Tertiary  
Enrolment Distribution (%)

# KEYSBOROUGH CAMPUS TERTIARY ENROLMENT DISTRIBUTION



University Name	%	Number of students
RMIT University	33.33%	8
The University Of Melbourne	8.33%	2
La Trobe University	4.17%	1
Monash University	12.50%	3
Victoria University	16.67%	4
Deakin University	8.33%	2
Swinburne University of Technology	4.17%	1
Australian Catholic University	4.17%	1
Federation University	8.33%	2
Other State University	0.00%	0
No Offer	0.00%	0
Workforce	0.00%	0
TAFE	0.00%	0
TOTAL	100%	24

## KEYSBOROUGH

Keysborough Campus Tertiary  
Enrolment Distribution (%)

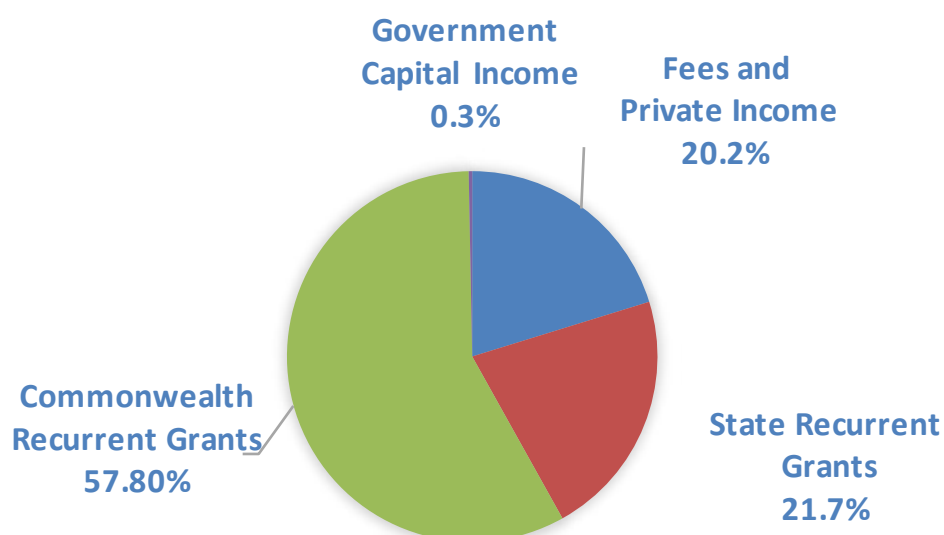
# FINANCIAL INFORMATION



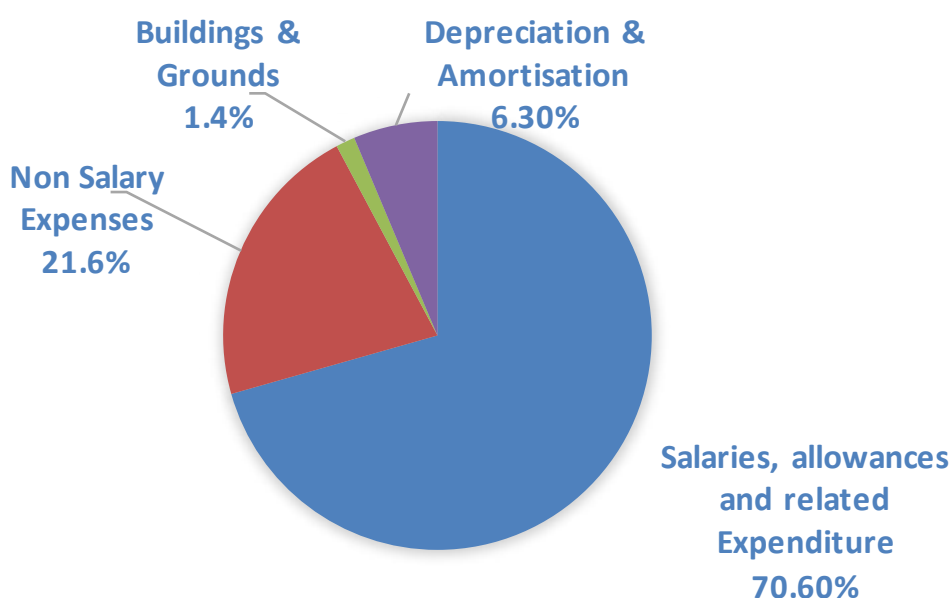
INCOME	%
Fees & Private Income	20.2%
State Recurrent Grants	21.7%
Commonwealth Recurrent Grants	57.8%
Government Capital Income	0.3%
<b>Total</b>	<b>100 %</b>

EXPENSES	%
Salaries, Allowances, Related Expenditure	70.6%
Non Salary Expenses	21.6%
Buildings & Grounds	1.4%
Depreciation & Amortisation	6.3%
<b>Total</b>	<b>100 %</b>

## RECURRENT/CAPITAL INCOME



## RECURRENT/CAPITAL EXPENDITURE



# SIRIUS COLLEGE ANNUAL REPORT 2019



[www.sirius.vic.edu.au](http://www.sirius.vic.edu.au)

**Eastmeadows Campus**  
📍 Goulburn St Broadmeadows VIC 3047  
☎ (03) 9301 5900  
✉ [eastmeadows@sirius.vic.edu.au](mailto:eastmeadows@sirius.vic.edu.au)

**Meadow Fair Campus**  
📍 Lilliput Street Broadmeadows VIC 3047  
☎ (03) 8576 8500  
✉ [meadowfair@sirius.vic.edu.au](mailto:meadowfair@sirius.vic.edu.au)

**Dallas Campus**  
📍 38-50 Warragul Street Dallas VIC 3047  
☎ (03) 9309 8903  
✉ [dallas@sirius.vic.edu.au](mailto:dallas@sirius.vic.edu.au)

**Keysborough Campus**  
📍 139 Chapel Road Keysborough VIC 3173  
☎ (03) 8576 8400  
✉ [keysborough@sirius.vic.edu.au](mailto:keysborough@sirius.vic.edu.au)

**I.Dellal Campus, Sunshine**  
📍 515 Fitzgerald Road West Sunshine VIC 3020  
☎ (03) 8576 8300  
✉ [sunshine@sirius.vic.edu.au](mailto:sunshine@sirius.vic.edu.au)

**Shepparton Campus**  
📍 685 New Dookie Road Shepparton VIC 3630  
☎ (03) 5858 8200  
✉ [shepparton@sirius.vic.edu.au](mailto:shepparton@sirius.vic.edu.au)